


345 Watt

72 Cell Monocrystalline Module

Features



Ultra-light: Through replacement of the glass and optimization of the frame eArche weighs as 70% less than conventional PV panels.

Flexible: eArche combines a unique, patented material with other industry-leading technologies to produce superior flexible crystalline-silicon panel which can be installed on curved surface.

Aesthetics: Aesthetically pleasing design with patented materials and sophisticated manufacturing process results in a high-efficiency, attractive panel, with no light pollution, PID-free operation and high levels of safety.

Easy Installation: eArche can reduce installation cost by up to 50% through the use of re-engineered components, ease of handling and faster installation.

Transportation: eArche's innovative frame and low weight will very significantly reduce the cost of transportation.

Deployment: Ultra-light weight, flexibility and customizable size make eArche the best choice to change the way how solar is deployed in the market and bring added value to special applications.

Durability: eArche panels are certified to withstand extreme wind (2400 Pascal), while special materials and stringent quality control ensure panel longevity.

340-345 W

POWER OUTPUT RANGE

0-5 W

POWER TOLERANCE

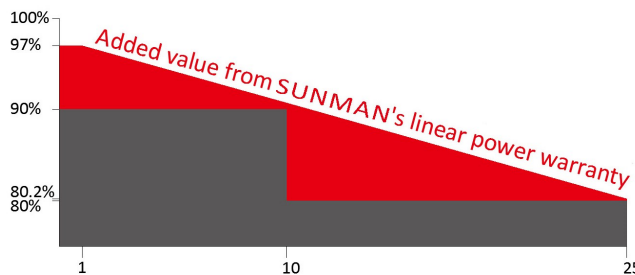
LINEAR

PERFORMANCE

WARRANTY

10 Year Product Warranty

25 Year Linear Power Warranty



SMF345M-6X12UW



SMF340M-6X12UW

Electrical Characteristics

STC	SMF345M-6X12UW	SMF340M-6X12UW
Maximum Power (P_{max})	345	340
Maximum Power Voltage (V_{mp})	38.9	38.6
Maximum Power Current (I_{mp})	8.87	8.81
Open-circuit Voltage (V_{oc})	47.7	47.5
Short-circuit Current (I_{sc})	9.41	9.36
Module Efficiency (%)	17.6	17.4
Operating Temperature ($^{\circ}C$)	-40 $^{\circ}C$ to 85 $^{\circ}C$	
Maximum System Voltage	1000 V DC (IEC)	
Maximum Series Fuse Rating	20 A	
Application Class	Class A	
Power Tolerance	0/+5 W	

STC: Irradiance 1000W/m², Cell temperature 25 $^{\circ}C$, AM=1.5.

NOCT	SMF345M-6X12UW	SMF340M-6X12UW
Maximum Power (P_{max})	254	250
Maximum Power Voltage (V_{mp})	35.8	35.6
Maximum Power Current (I_{mp})	7.10	7.03
Open-circuit Voltage (V_{oc})	44.1	43.9
Short-circuit Current (I_{sc})	7.55	7.48

NOCT: Irradiance 800W/m², Ambient temperature 20 $^{\circ}C$, Wind speed 1 m/s.

Mechanical Characteristics

Solar Cell	Monocrystalline silicon (6 inches)
No. of Cells	72 (6 \times 12)
Module Dimensions	1978 \times 990 \times 2 mm (77.9 \times 39.0 \times 0.1 inch)
Weight	5.4 kgs (11.9 lbs)
Backsheet	White
Frame	Frameless
J-box	IP 68 rated
Output Cables	Photovoltaic technology cable 4.0 mm ² , (+)150 / (-)450 mm
Connector	MC4 compatible

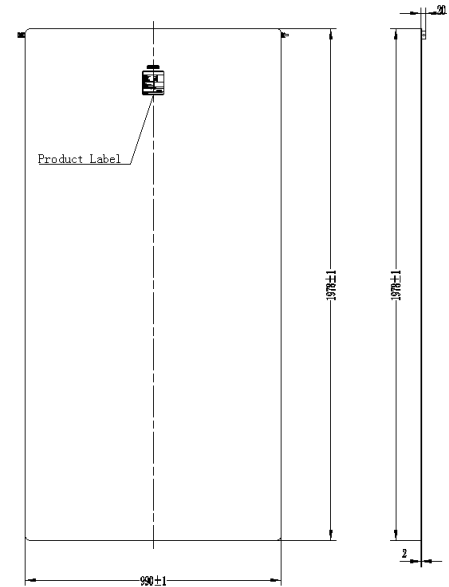
Packaging Configuration

	20' GP	40' HC
Module per pallet	66	66
Pieces per container	330	1452

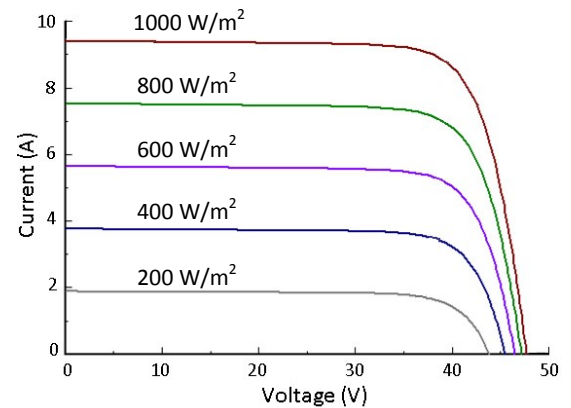
CAUTION: Read installation manual before using the product.

© 2019 Sunman (Hong Kong) Limited. All rights reserved. Specifications included in this datasheet are subject to change without notice.

Dimensions



I-V Curve (345)



Temperature Characteristics

Nominal Operating Cell Temperature (NOCT)	45 \pm 2 $^{\circ}C$
Temperature Coefficient of Pmax	-0.39 %/ $^{\circ}C$
Temperature Coefficient of Voc	-0.30 %/ $^{\circ}C$
Temperature Coefficient of Isc	0.059 %/ $^{\circ}C$

Dealer Information

SMFUW_IEC_EN_2019A